
Touch Series

RGB

User's Manual



FLEXFIRELEDs

www.flexfireleds.com

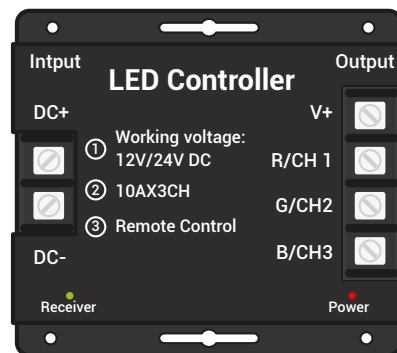
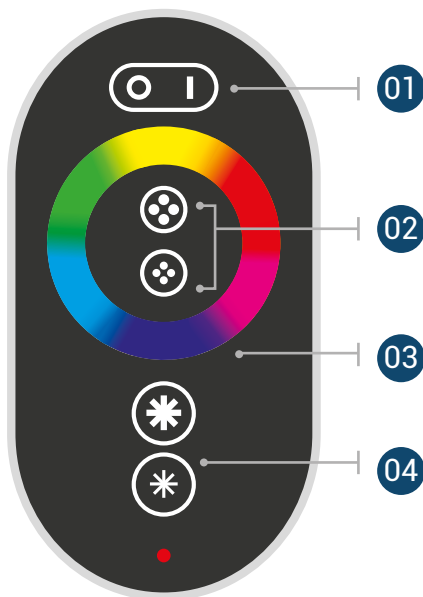
Introduction

The RGB Touch controller is a great, simple solution for controlling RGB LED strips. It is easy to install and use. It suits different customer's needs, offering different static colors, and varied dynamic effects like jumps, gradual changing modes, strobing modes, flash modes, among others.

Technical Specifications

Working Voltage	12-24V DC
Rated Output Current	10A x 3 Channels 30A max.
Maximum Power Output	360W (12V) / 720W (24V)
Dynamic Modes	23 modes
PWM Steps	256 steps per channel
Remote Control RF Frequency	433.92 MHz
Static Brightness Level	8 steps
Dynamic Speed Level	10 steps
Remote Distance	<15 meters in open area
Working Temperature	-10°C to 60°C (14°F to 140°F)
Remote Batteries	2 AAA Batteries

Panel Functions



- 01 Turn LED lights on and off
- 02 Press to select a dynamic mode
- 03 Press to select a color on the color wheel
- 04 Adjust brightness (for static colors only)

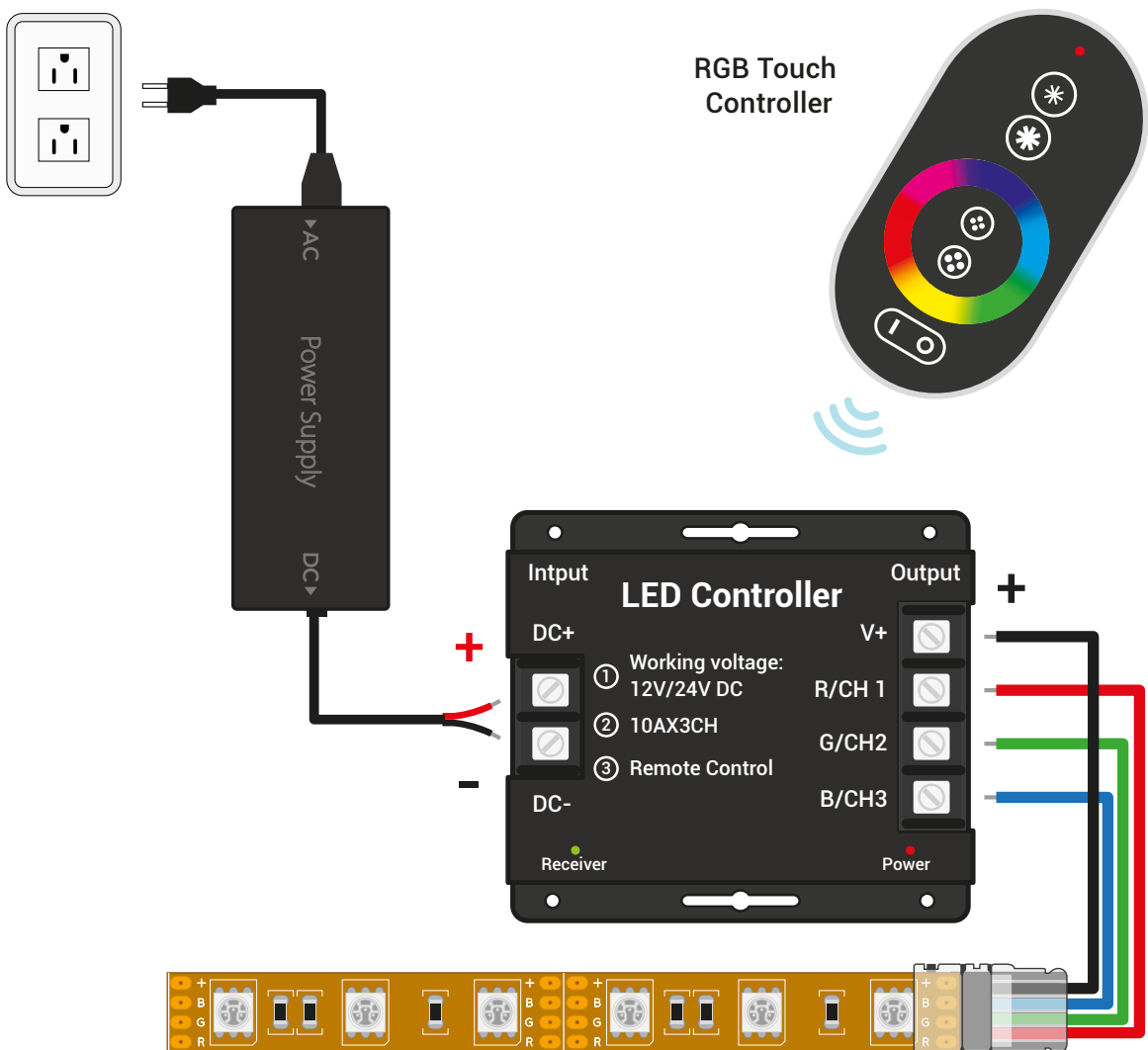
✔ Pairing Instructions

The remote is paired to the receiver by default. However, each receiver can be paired to 5 five different remotes and every remote can be paired to any receiver. Please follow the instructions to pair a new remote:

- 01.** Shut off power to the receiver for five seconds, and then turn power back on.
- 02.** Press the "TURN ON" key and the "DECREASE BRIGHTNESS" key together within five seconds after turning the power back on.
- 03.** Press the upper "DYNAMIC MODE" key within five seconds after step 2.
- 04.** After this, the indicator on the receiver will flash three times. This signals that the remote is now recognized by the receiver.

Follow the instructions twice in a row to unpair the remote from the receiver.

✔ Connection Diagram



Safety and Troubleshooting

- This product is not waterproof. Please place it inside a junction box if used outdoors.
- Please install this controller in a ventilated area.
- Make sure that the voltage and capacity of this controller match those of the driver and the LED strip lights.
- Please make sure that the wires are connected correctly before turning on power.
- If the lights are not turning on, please make sure that the driver is not overloaded or overheated, and that the wires are installed correctly.
- If the colors are being displayed incorrectly, please make sure you are connecting the wires correctly (for RGB and Dynamic controllers only).
- If the remote is not working, please replace the batteries or get the remote closer to the receiver.
- If there is visible voltage drop, please consider reducing the amount of wire used on the output side, or consider using thicker wire. If none of this works, consider using a signal amplifier in your set-up.

Warranty Information

Limited Warranty:

This product has a 2-year limited warranty from the date of shipment. This warranty only includes the main product outlined in this specification sheet and does not include the additional accessories that are used as a reference. Complete warranty details for fixtures and additional accessories are available at: <https://www.flexfireleds.com/warranties/> within the Policies section. For warranty-related questions please contact the product support team at (support@flexfireleds.com).

Consumer's Acknowledgment

Flexfire LEDs, Inc. stands behind its products when they are used properly and accordingly to our specifications. When you purchase our products, you are agreeing to the terms and conditions outlined in our warranty section. We try our best to make recommendations, but the burden of proper installation, design, and maintenance relies on the purchaser. This limited warranty does not include product failures that are the result of: Not using a voltage-regulated power supply to connect the LED product or controls; Connecting LED products to the wrong output voltage; Improper connection of power supplies, LED products, or controls; Connecting LED products or controls directly to any AC power source if they are stated for DC only input; Connecting power supplies backwards to an AC power source; Products used in an inappropriate location or in environmental conditions (temperature, humidity, moisture, etc.) outside the normal specified range; Water damage to products not specifically sold as waterproof products; Electrical power surges and spikes; Damage from hail, flooding, tornado, fire, wind, earthquake, lightning, electrical storm, or any other natural disasters or "force majeure" incidences; Damage caused by a vehicle or other accident; Damage caused when transporting the item; Damage to any products that were modified by the user, used for purposes other than as intended or directed, or connected to LED systems or components not purchased from Flexfire LEDs; Products that have been subjected to misuse, mishandling, misapplication or accident. Products used in connection with any components, devices or systems other than those explicitly approved as compatible with Company's products and listed on Company's website. Excessive wear and tear and/or physical or accidental abuse, loss, or theft. Improper repairs or warranty services performed by someone other than Flexfire LEDs will void this warranty.



Toll Free Number:
1-844-353-9347



Local Number:
(925) 273-9080

support@FlexfireLEDs.com