




Leona® Dynamic Tunable White

Smart Bulb



Product Data Sheet





Leona® Dynamic Tunable White Smart Bulb

Product Data Sheet



2-Year
Warranty



Please read all instructions before installation.

Description

The Leona® Smart Bulbs are designed to provide flexibility and ease of installation. At a high brightness of 800 lumens per bulb, these are perfect for accent or task lighting. Create customized scenes and control your light bulbs through our Leona® Smart app or from a voice command device compatible with Google Home or Amazon Alexa.

The Leona® Dynamic Tunable White Smart Bulb offers a wide range of white color temperatures from a 2700K warm white up to a cool 6500K white light to set the right mood or adapt to your needs, anytime.

Product Features

CCT Range	2700K - 6500K
Voltage	120V AC Input / ~60 Hz
Efficacy	88.9 lm/W
Brightness	800 lm
Color Rendering Index (CRI)	89
Beam Angle	215° Beam Angle
Form Factor	A19
Base Type	E26
Ambient Temperature	14°F - 104°F (-10°C - 40°C)
Operating Temperature	50°F - 179°F (10°C - 82°C)
IP Rating	IP20 indoor/dry location use only
Dimmable	Yes
Height	4 5/16" (110 mm)
Width	2 3/8" (60 mm)



Product Specifications

Product SKU	Color CCT*	Watts	Lumens	Luminous Efficacy (Lumens/Watt)	CRI
-------------	------------	-------	--------	---------------------------------	-----

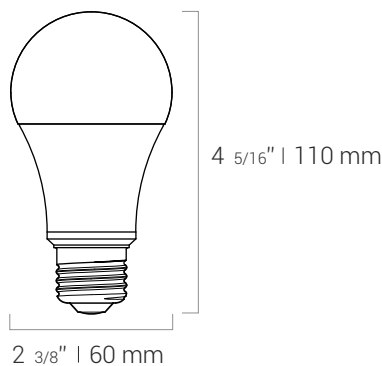
LEO-DYN-BULB	2700K-6500K	9W	800 lm	89 lm/W	89
--------------	-------------	----	--------	---------	----

*CCT may be +/-100K but always ordered from same bin and will present no noticeable differences perceived by the human eye.

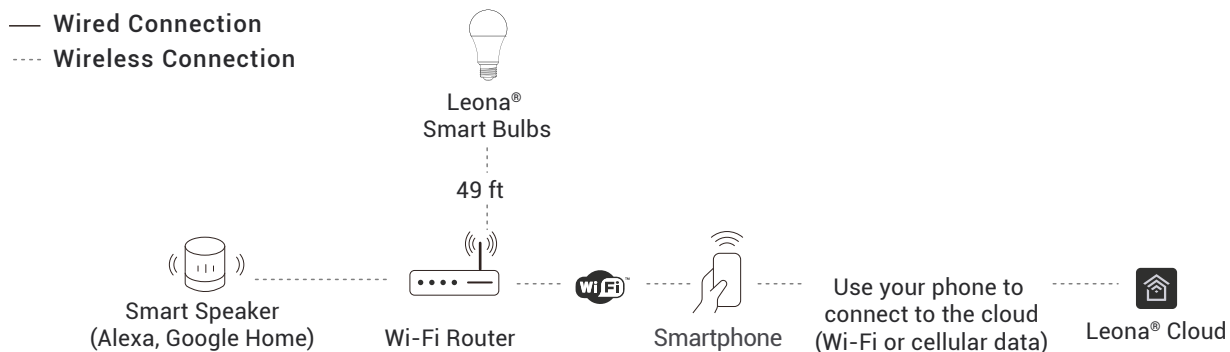
Ordering Code

Brand	Series	Type
LEO Leona®	DYN Dynamic Tunable White	BULB

Dimensions



Controller Options



Installation Instructions



1. Connect to Wi-Fi 2.4GHz and activate Bluetooth:

Please ensure that the smartphone is using Wi-Fi 2.4GHz signal and activate the Bluetooth to ensure quick pairing is enabled.

Please Note:

Leona® Smart products are not compatible with 5GHz Wi-Fi signal.



2. Download Leona® Smart app:

Search for the 'Leona® Smart' app from the iOS App Store or Google Play Store. The app is compatible with Android 4.0 and iOS 8.1 or higher.



3. Sign in:

Open the Leona® Smart app on your smartphone and either sign up for a new account or log in with an existing account.



4. Make sure your switch or lamp is off:

Turn off your lamp or fixture before the installation.



E26

5. Verify the base type:

Please verify that the light bulb base type will be compatible with the lamp or fixture you plan to use. Our Leona® Smart Bulbs come with an E26 base type.



6. Twist clockwise:

Screw the Leona® Smart Bulb clockwise into the light socket until snug.



7. Begin pairing smart bulb with app:

Open the Leona® Smart app to prepare for pairing. Turn on the lamp, and then, turn off and on three times to activate the pairing process. The light bulb will begin to flash when entering pairing mode.

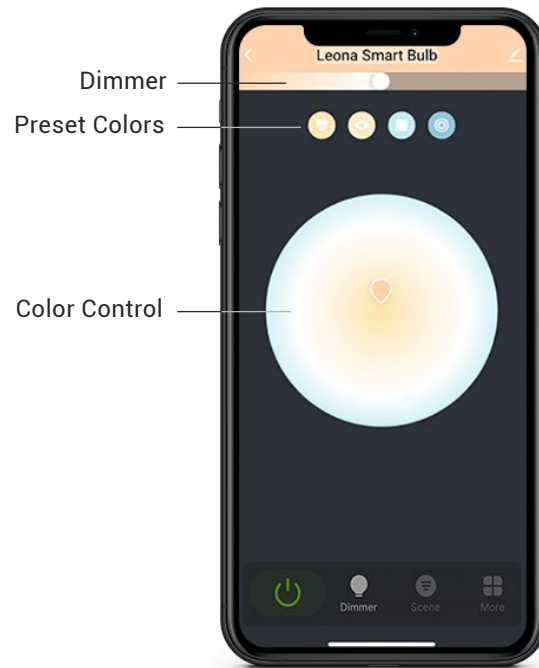


8. Finish pairing smart bulb with app:


In the home screen of the Leona® Smart app, press the plus sign (+) in the upper right hand corner to finish the pairing process. Follow the instructions in the Leona® Smart app to finish setting up the Leona® Smart Bulb and to integrate it with either Amazon Alexa or Google Home if you like.



App Functions



Dimming



Preset Color
Temperatures



Preset or Personalized
Scenes/Effects



Timer
Functionality



Connect It to your
Wi-Fi Network



Sleep/Wake Up
Schedules



Personalized
Schedules



Biorhythm
Mode



Safety And Disclosures

1. Installation must be in accordance with National Electrical Code (NEC) and local regulations.
2. When changing bulbs, always make sure the lamp has had enough time to cool. Handling a bulb with your bare hands can lead to accidental burns if the unit hasn't cooled down to safe levels.
3. Do not exceed the wattage specifications of the lamp. Doing so can lead to fixture failure, and even electrical damage.
4. Use only the bulb types specified for the fixture.
5. This product is designed to work with 120V AC Power Input. Do not attempt to use a remote AC/DC or AC/AC Driver.
6. Do not install in an environment where excessive heat may exist.
7. LED light bulbs should be handled with care. Excessive pressure may damage the product, voiding the warranty.
8. Do not install indoor LED smart bulbs in outdoor / wet location environments.
9. Do not modify or disassemble product beyond instructions or the warranty will be void.
10. We reserve the right to modify and improve the design of our fixtures without prior notice. Although we try our best to order the same colors every time, due to changes in technology over time, we cannot guarantee to match existing installed fixtures for subsequent orders or replacements in regards to product appearance, CCT, or lumen output.

Warranty Information

Limited Warranty

This product has a 2-year limited warranty from the date of shipment. This warranty only includes the main product outlined in this specification sheet and does not include the additional accessories that are used as a reference. Complete warranty details for fixtures and additional accessories are available at <https://www.flexfireleds.com/warranties/> within the Policies section. For warranty related questions please contact the product support team at (support@flexfireleds.com).

Consumer's Acknowledgment

Flexfire LEDs, Inc. stands behind its products when they are used properly and according to our specifications. When you purchase our products, you are agreeing to the terms and conditions outlined in our warranty section. We try our best to make recommendations, but the burden of proper installation, design, and maintenance relies on the purchaser. This limited warranty does not include product failures that are the result of: Not using a voltage regulated power supply to connect the LED product or controls; Connecting LED products to the wrong output voltage; Improper connection of power supplies, LED products, or controls; Connecting LED products or controls directly to any AC power source if they are stated for DC only input; Connecting power supplies backwards to an AC power source; Products used in an inappropriate location or in environmental conditions (temperature, humidity, moisture, etc.) outside the normal specified range; Water damage to products not specifically sold as waterproof products; Electrical power surges and spikes; Damage from hail, flooding, tornado, fire, wind, earthquake, lightning, electrical storm, or any other natural disasters or "force majeure" incidences; Damage caused by a vehicle or other accident; Damage caused when transporting the item; Damage to any products that were modified by the user, used for purposes other than as intended or directed, or connected to LED systems or components not purchased from Flexfire LEDs; Products that have been subjected to misuse, mishandling, misapplication or accident. Products used in connection with any components, devices or systems other than those explicitly approved as compatible with Company's products and listed on Company's website. Excessive wear and tear and/or physical or accidental abuse, loss, or theft. Improper repairs or warranty services performed by someone other than Flexfire LEDs will void this warranty.



FLEXFIRELEDs



Contact Information



Toll Free Number:

1-844-353-9347



Local Number:

(925) 273-9080



info@flexfireleds.com

www.flexfireleds.com