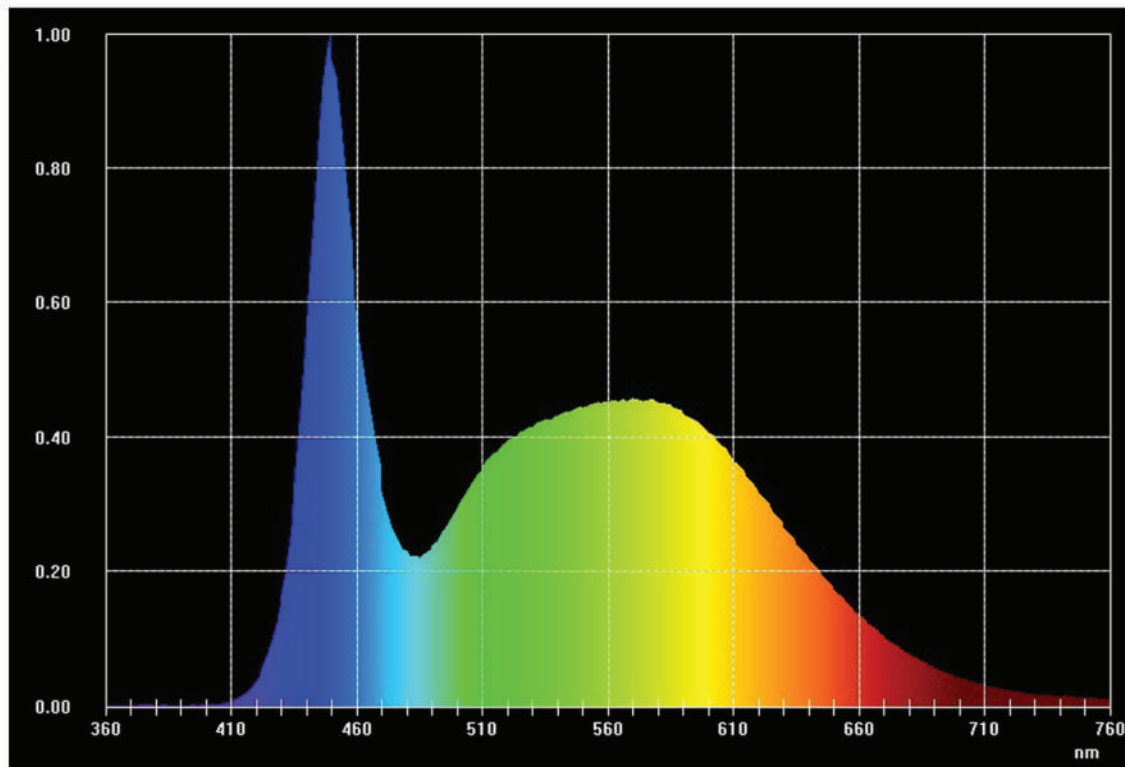


TEST: U:12.00V I: 0.8101A P: 9.700W PF: 1.000 Lamp Flux: 876.149x1lm			
NAME:	CB-BW-12V	TYPE:	Strip
WEIGHT:			0.01kg
DIM.:	1000*10*2 (MM)	SPEC:	9.6W
SERIAL N°:			01
MFR:	Flexfire LEDs, Inc.	SUR.:	1000*10 (MM)
PROJECTION ANGLE:			120

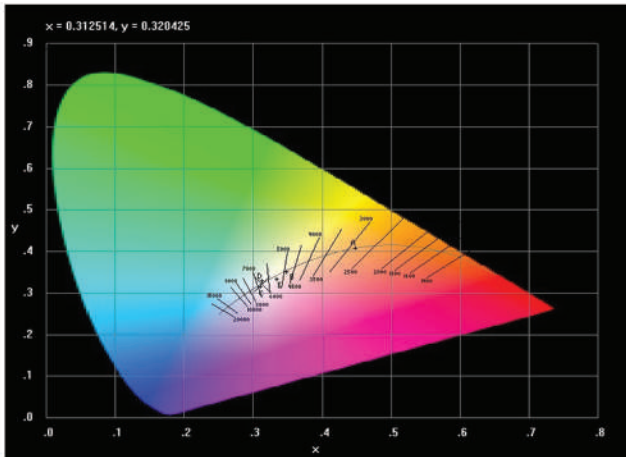
LAMP DATA	
MODEL	SMD 3528 / LED
NOMINAL POWER (W)	9.7
RATED VOLTAGE (V)	12
NOMINAL FLUX (lm)	876.149
LAMPS INSIDE	1
TEST VOLTAGE (V)	12.0

PHOTOMETRIC DATA Eff: 90.32 lm/W			
Imax (cd)	280.9	S/MH (C0/180)	1.30
LOR (%)	100.0	S/MH (C90/270)	1.30
TOTAL FLUX (lm)	876.15	n UP, DN (C0-180)	0.6, 49.0
CIE CLASS	DIRECT	n UP, DN (C180-360)	0.5, 49.9
n up (%)	1.1	CIBSE SHR NOM	1.50
n down (%)	98.9	CIBSE SHR MAX	1.50

PHOTOMETRIC SPECTRUM




CHROMATICITY DIAGRAM (CIE 31)



COLOR RENDERING INDEX (CRI) R-Values

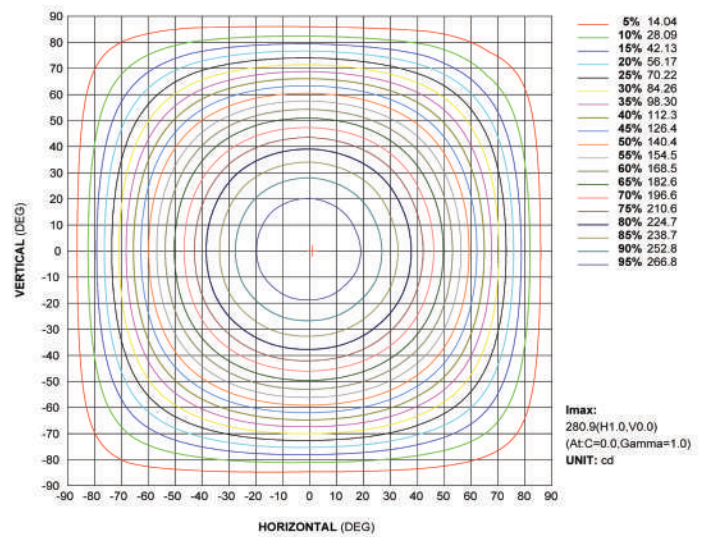


CONE LUX DIAGRAM



NOTE: The curves indicate the illuminated area and the average illumination when the luminaire is at different distances.

ISOCANDELA DIAGRAM



Results may vary from test to test.
Full test data available upon request.
Each test is conducted in a controlled environment.